

Washoe County School District
Caughlin Ranch Elementary School
2024-2025 Status Check

Table of Contents

Goals 3

Goal 1: Student Success 3

Goal 2: Adult Learning 3

Goal 3: Connectedness 4

Goals

Goal 1: Student Success
Aligns with District Priority

Annual Performance Objective 1: 100% of students in grades K-5 will meet their typical growth target in reading on the third diagnostic.

Evaluation Data Sources: iReady Diagnostic Spring 2025
iReady Usage Reports
iReady Lesson Passed Reports

Improvement Strategy 1 Details	Status Checks		
Improvement Strategy 1: iReady Use of iReady minimum 45 minutes per week. Formative Measures: Diagnostic Reports Usage Reports Student Reports Position Responsible: Teachers Dean Administration Student Groups This Strategy Targets: FRL, Chronically Absent - Evidence Level: Promising Problem Statements/Critical Root Causes: Student Success 1	Status Check		
	Jan	Apr	June
<div><div><div>0%</div>No Progress</div><div><div>100%</div>Accomplished</div><div><div>→</div>Continue/Modify</div><div><div>✖</div>Discontinue</div></div>			

Goal 2: Adult Learning
Aligns with District Priority

Annual Performance Objective 1: Classroom walk-throughs will indicate at least 50% of teachers consistently implement the four components of Teacher Clarity by the end of the 2024-2025 school year.





Evaluation Data Sources: Walk-Through Data
 Common School Wide SLO in the area of Writing
 Professional Learning Attendance for Teacher Clarity Modules

Improvement Strategy 1 Details	Status Checks		
Improvement Strategy 1: PLCs Teacher Clarity professional development Collect Walk Through Data Formative Measures: Professional Learning-Teachers will utilize a common SLO in writing PLC-Analyze common student work. End of Semester walk through data on teacher clarity-Learning Goals Position Responsible: Teachers Administration Student Groups This Strategy Targets: FRL, Students with Disabilities, Chronically Absent - Evidence Level: Moderate Problem Statements/Critical Root Causes: Adult Learning Culture 1	Status Check		
	Jan	Apr	June
<div> <div> No Progress </div> <div> Accomplished </div> <div> Continue/Modify </div> <div> Discontinue </div> </div>			

Goal 3: Connectedness
Aligns with District Priority

Annual Performance Objective 1: The percentage of students identified as chronically absent in the 24-25 school year will decrease by 3% when compared to the 23-24 percent identified as chronically absent.

Evaluation Data Sources: District BIG Report - Mon thly Review

Improvement Strategy 1 Details	Status Checks		
Improvement Strategy 1: Family Engagement/PBIS Analyze chronic absentee data Student incentives Parent communication Formative Measures: Monthly review of chronic absentee data. Position Responsible: Administration Counselor Dean Teachers Student Groups This Strategy Targets: Chronically Absent - Evidence Level: Promising Problem Statements/Critical Root Causes: Connectedness 1	Status Check		
	Jan	Apr	June
<div> <div>  No Progress </div> <div>  Accomplished </div> <div>  Continue/Modify </div> <div>  Discontinue </div> </div>			