

Washoe County School District
Lou Mendive Middle School
2024-2025 Status Check

Table of Contents

Goals 3

Goal 1: Student Success 3

Goal 2: Adult Learning Culture 4

Goal 3: Connectedness 5


Goals





Goal 1: Student Success

Aligns with District Priority

Annual Performance Objective 1: Mendive students will increase in proficiency on their SBAC ELA from 35% proficient in 2024 to 40% proficient in 2025. Mendive students will increase proficiency on their SBAC Math from 20% proficient in 2024 to 25% proficient in 2025. Mendive 8th graders will increase proficiency on their SBAC Science from 44% proficient in 2024 to 49% proficient in 2025.

Evaluation Data Sources: 2023-2024 SBAC Data, 2023-2024 iReady Diagnostics (Fall, Winter, Spring)






Improvement Strategy 1 Details	Status Checks		
Improvement Strategy 1: iReady * i-Ready Diagnostics and iReady Student Pathway * Tier 3 ELA and Math Intervention classes *Strengthening Tier 1 instruction Action steps: * Implementing the iReady Program within our master schedule. Every student will receive 30-40 min of iReady support in their Math and ELA classes every week. * Conduct weekly reviews of student usage and lesson passage with the goal of students passing one or more Reading and math lesson per week. * Create an incentive program/system to support students in meeting weekly lesson passage goals and increasing their Winter and Spring iReady Diagnostic scores. * Develop a PLC/PD Calendar allocating/dedicating time for our departments to meet within their PLCs to analyze student work, iReady data, curriculum and Tier 1 instruction. * Develop a school-wide electronic student data tracking tool that teachers, counselors and administration can use to be proactive and intervene when it comes to students who may be slipping through the cracks (multiple F's, excessive absences, number of times each student is leaving classes for various reasons, iReady/SBAC Data. * Hire an ELA and Math Coach/Tier 3 Intervention teacher. Formative Measures: i-Ready reports weekly, 24/25 SBAC Position Responsible: Principal, Assistant Principals, Dean, Department/Instructional Leads Student Groups This Strategy Targets: FRL, EL, Students with Disabilities, Foster/Homeless, Racial/Ethnic Groups, Chronically Absent, At Risk - Evidence Level: Promising Problem Statements/Critical Root Causes: Student Success 1	Status Check		
	Jan	Apr	June
			

 No Progress
  Accomplished
  Continue/Modify
  Discontinue

Goal 2: Adult Learning Culture
Aligns with District Priority

Annual Performance Objective 1: By the end of the 2024-2025 SY, classroom walk-throughs by school administration will indicate that at least 75% of our students will be able to consistently articulate what they are learning and be able to explain how they will know when they learned it.

Evaluation Data Sources: Teacher Clarity Walk-Through Form


Improvement Strategy 1 Details	Status Checks		
Improvement Strategy 1: PLCs Master Schedule Action Steps/Plan: - Create a master schedule with specific time allotted for weekly PLCs. -Develop a Departmental PLC Notetaker (agenda). -An administrator and Instructional Coach will be present at all PLC meetings (attending at least half of the PLC) to facilitate and support the PLC work. -Develop a schedule for weekly meetings with our administrative/leadership team to recap observations form PLC meetings and classroom walk-throughs - with a focus on the results of our Teacher Clarity Walk-Through form. -Utilize our electronic Teacher Clarity walk-through form during all walk-throughs. Formative Measures: PLC Notetakers/Agenda, Teacher Clarity Walk-Through Form Position Responsible: Principal, AP's, Dean, Department/Instructional Leads, teachers Student Groups This Strategy Targets: FRL, EL, Students with Disabilities, Foster/Homeless, Racial/Ethnic Groups, Chronically Absent, At Risk - Evidence Level: Moderate Problem Statements/Critical Root Causes: Adult Learning Culture 1	Status Check		
	Jan	Apr	June
			
<div>  No Progress  Accomplished  Continue/Modify  Discontinue </div>			


Goal 3: Connectedness


Aligns with District Priority


Annual Performance Objective 1: The percentage of students identified as chronically absent in the 24-25 school year will decrease three percentage points from the 23-24 school year. Mendive had a 23% chronic absenteeism rate in the 23-24 school year. Our goal is to lower that to 20% chronic absenteeism rate for the 24-25 school year.


Evaluation Data Sources: 24-25 Chronically Absenteeism Data

Improvement Strategy 1 Details	Status Checks		
Improvement Strategy 1: Family Engagement Monitoring Process, Plan for Supporting Students Early and Often and Family/Student Engagement Action Steps/Plan: -Conduct home visits for students who are at risk of chronic absenteeism. -Collaborate with families to develop individualized attendance plans for students at risk of chronic absenteeism. -Establish a student advisory council (Student Voice). -Increase the number of options for students to become involved in our school to increase student engagement- student driven clubs, intramurals/activities at lunch, brown bag luncheons, and a more robust PBIS system. -Apply for a "Care for Schools" \$10,000 Grant to fund our PBIS rewards and staff/student celebrations. -Develop an electronic student data tool that can be sent out to staff once a week, which will track absences, grades, tardies, logging into IC, etc.... A proactive tool to help staff intervene early and recognize successes and celebrate those successes. -Revamp/Improve our PBIS Model -Implement a Connectedness Activity on each academic team. Each semester our academic team teachers will conduct the "Dot Activity" which allows for the team teachers to see which students they do not know much about and then develop an action plan to reach out to those students- to build stronger relationships. This will be conducted by the end of the 1st quarter and once again during the 2nd semester. -Incorporate/host more events for our students/parents/community to get more connected to our school- Summer Ice cream Social for new to Mendive students, Fall Open House, Art nights, family/community dinner nights, LEGO/STEM competitions hosted at Mendive, Community Craft Fair, Veteran's Day Luncheon for our local Veterans, Color Run Fundraiser, etc.... -More positive calls/emails/postcards home to our families to continue to strengthen the school/parent/student connectedness. -Send out weekly reminders/friendly updates to our families about the happenings at our school. -Allocate time in our master schedule for our staff to implement the SEL program- 2nd Step. Formative Measures: -A developed Student Advisory Council -A more robust PBIS system in place -Increased number of clubs/activities and intramurals -24/25 Student Climate Survey Position Responsible: Principal, Assistant Principal, Dean and Teachers Student Groups This Strategy Targets: FRL, EL, Students with Disabilities, Foster/Homeless, Racial/Ethnic Groups, Chronically Absent, At Risk - Evidence Level: Promising Problem Statements/Critical Root Causes: Connectedness 1	Status Check		
	Jan	Apr	June
			

 No Progress

 Accomplished

 Continue/Modify

 Discontinue