

Washoe County School District

Marce Herz Middle School

2024-2025 Status Check



Demographics & Performance Information

Nevada Report Card

In compliance with federal and state law, Nevada’s K-12 Accountability Portal provides detailed information about each school’s student and staff demographics and school performance rating, a star-rating system based on the Nevada School Performance Framework (NSPF). You can find our School Rating Report at: https://nevadareportcard.nv.gov/DI/nv/washoe/marce_herz_middle_school/2024

Table of Contents

Goals	3
Goal 1: Student Success	3
Goal 2: Adult Learning Culture	3
Goal 3: Connectedness	4




Goals





Goal 1: Student Success

Aligns with District Priority

Annual Performance Objective 1: Increase our MGP in Math from 54 to 58 and ELA from 52 to 56.

Evaluation Data Sources: iReady assessments.
Campus developed common assessments.
District developed common assessments.
SBAC

Improvement Strategy 1 Details	Status Checks		
Improvement Strategy 1: MTSS Revise and enhance enrichment and intervention structures within our Advisory classes. Formative Measures: Test retakes. Intervention participation. Missing assignments. Position Responsible: Team Leads Student Groups This Strategy Targets: FRL, EL, Students with Disabilities, Foster/Homeless, Racial/Ethnic Groups, Chronically Absent, At Risk - Evidence Level: Moderate Problem Statements/Critical Root Causes: Student Success 1	Status Check		
	Jan	Apr	June
			

 No Progress
  Accomplished
  Continue/Modify
  Discontinue



Goal 2: Adult Learning Culture





Aligns with District Priority

Annual Performance Objective 1: All (100%) of teachers will implement the PLC cycle with fidelity in all units.

Evaluation Data Sources: Common Formative Assessments

Intervention Plans
 Classroom observations
 Department and Team meeting observations

Improvement Strategy 1 Details	Status Checks		
Improvement Strategy 1: PLCs Ongoing professional development with Solution Tree to simplify and improve our processes. Book study - Simplifying the Journey One day each semester of department planning and peer observations as substitutes are provided for teachers. Formative Measures: Data analysis protocols Planning protocols Teacher participation Development of MHMS protocols Department participation Practices observed and implemented Planning and other PLC work completed Position Responsible: Principal and Department Leads Student Groups This Strategy Targets: FRL, EL, Students with Disabilities, Foster/Homeless, Racial/Ethnic Groups, Chronically Absent, At Risk - Evidence Level: Moderate Problem Statements/Critical Root Causes: Adult Learning Culture 3	Status Check		
	Jan	Apr	June
			

 No Progress
  Accomplished
  Continue/Modify
  Discontinue

Goal 3: Connectedness
Aligns with District Priority

Annual Performance Objective 1: All "self-management" domains on the Student Climate Survey will improve by 2%
 Improvement of "victimization" on the Student Climate Survey -
 "Been grabbed, shoved, punched, or kicked by someone being mean?" will improve from 50% favorable to 55% favorable
 "Been cursed at, verbally threatened or made fun of by someone being mean?" will improve from 33% favorable to 40% favorable
 "Seen a physical fight at school" will improve from 13% favorable to 25% favorable

Evaluation Data Sources: Student Climate Survey

Improvement Strategy 1 Details	Status Checks		
Improvement Strategy 1: Second Step curriculum Improved implementation of Passion Projects with a focus on Self-Management. Implementation of Second Step curriculum. Trusted adult lesson and development with teams Second Step instruction Positive tool development Formative Measures: Passion Project progress Missing assignments Discipline data Position Responsible: Team leads Teachers Student Groups This Strategy Targets: FRL, EL, Students with Disabilities, Foster/Homeless, Racial/Ethnic Groups, Chronically Absent, At Risk - Evidence Level: Has Rationale Problem Statements/Critical Root Causes: Connectedness 2	Status Check		
	Jan	Apr	June
			
<div><div> No Progress</div><div> Accomplished</div><div> Continue/Modify</div><div> Discontinue</div></div>			